

The Sun vs CO2: what drives global temperature changes?

Bienvenido “Nonoy” Oplas, Jr.
Minimal Government Thinkers, Inc.

Presented at the Economics Department,

De La Salle University, Manila

March 27, 2009

Introduction

GLOBAL WARMING CRISIS: CANCELLED
THE 2009
INTERNATIONAL CONFERENCE
ON CLIMATE CHANGE
MARCH 8 - 10 - NEW YORK
SPONSORED BY THE HEARTLAND INSTITUTE

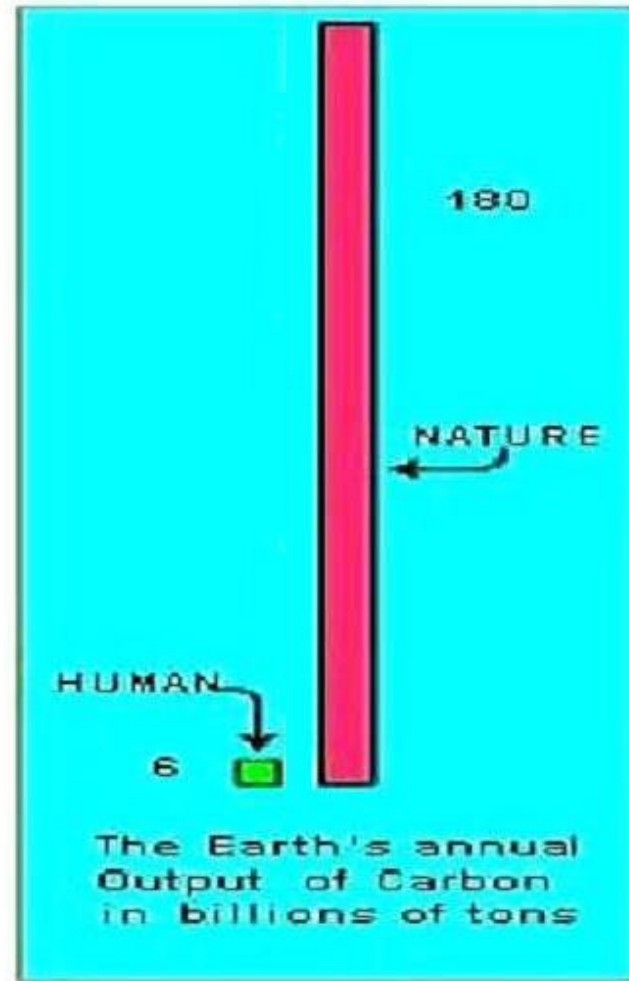


- This paper mainly lifted from some of the presentations made during the 2nd IPCC in NY early this month.
- Minimal Government Thinkers was among the 60 international co-sponsors, the only think tank from the Philippines
- The presenter with Pres. Vaclav Klaus of Czech Rep., author of “Blue Planet in Green Shackles”

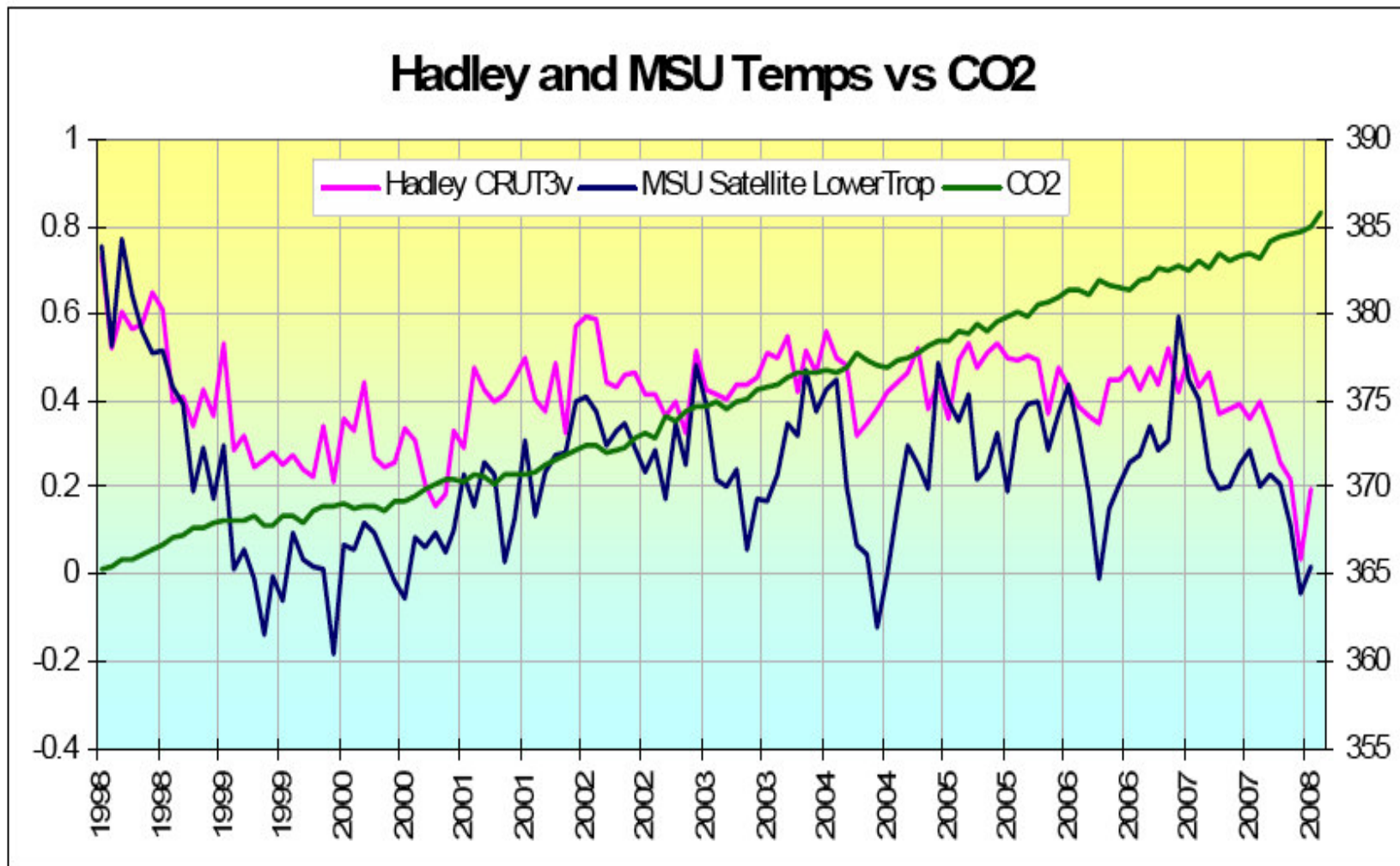
Dr. Lawrence Gould, Professor of Physics, Math and Astronomy, Univ. of Hartford

Atmospheric Carbon Dioxide

Some of the Carbon Dioxide in the air is the result of the 6 Billion tons produced by human activity each year. In the same period Nature produces 180 Billion tons of Carbon Dioxide.



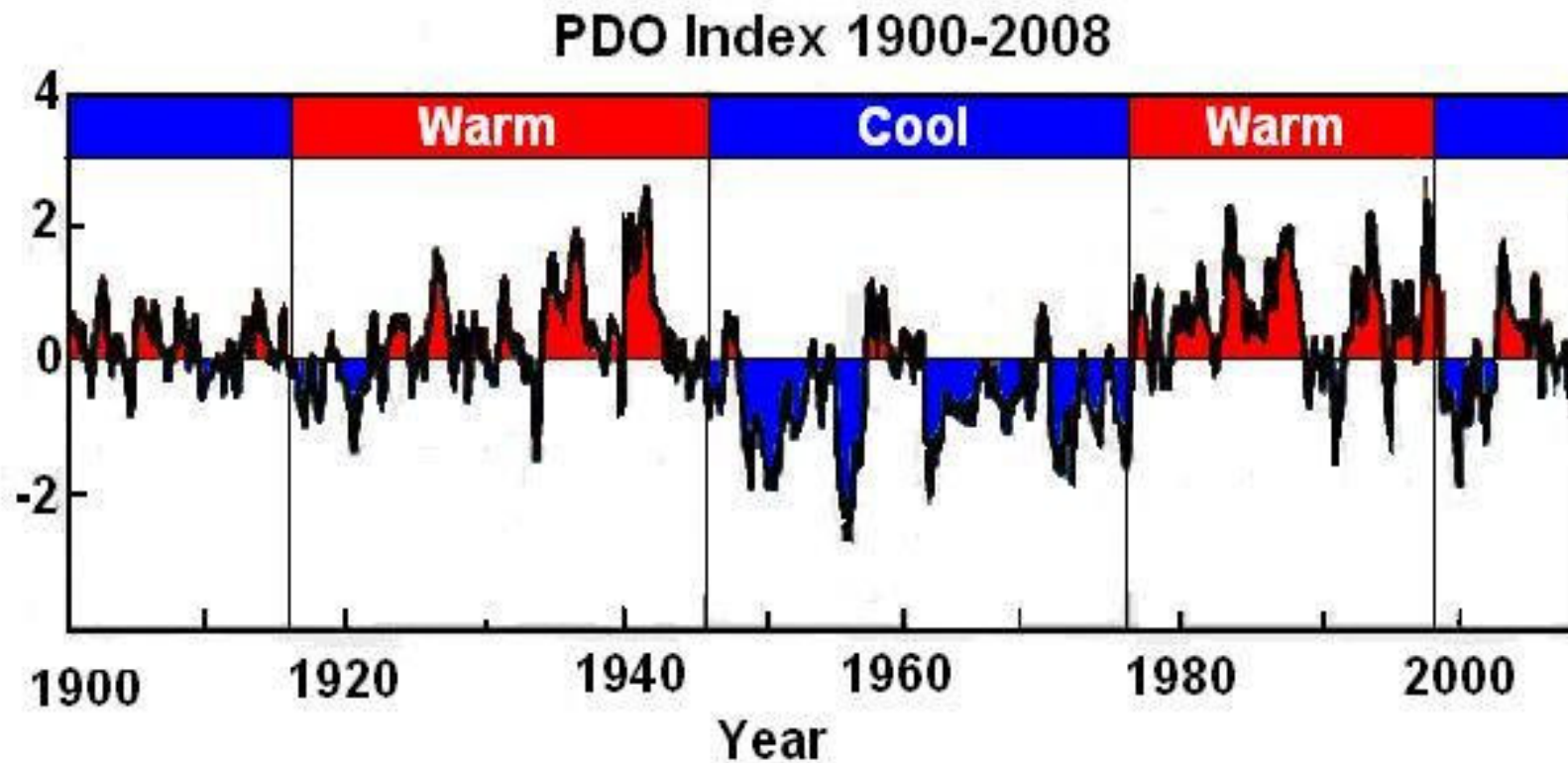
Carbon Dioxide Increasing BUT World Temperature Falling!



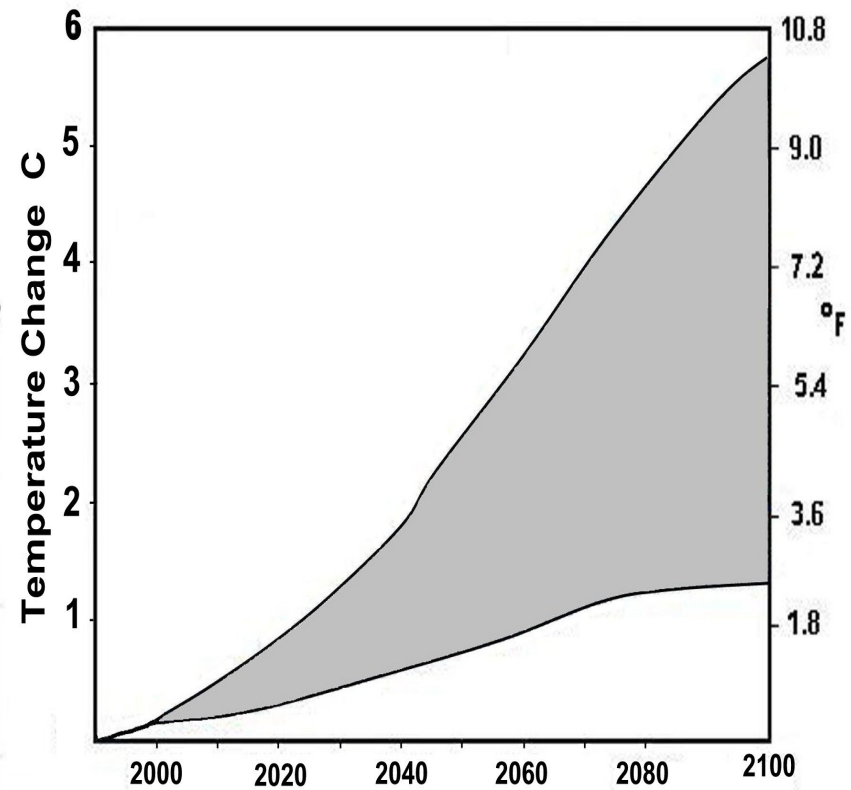
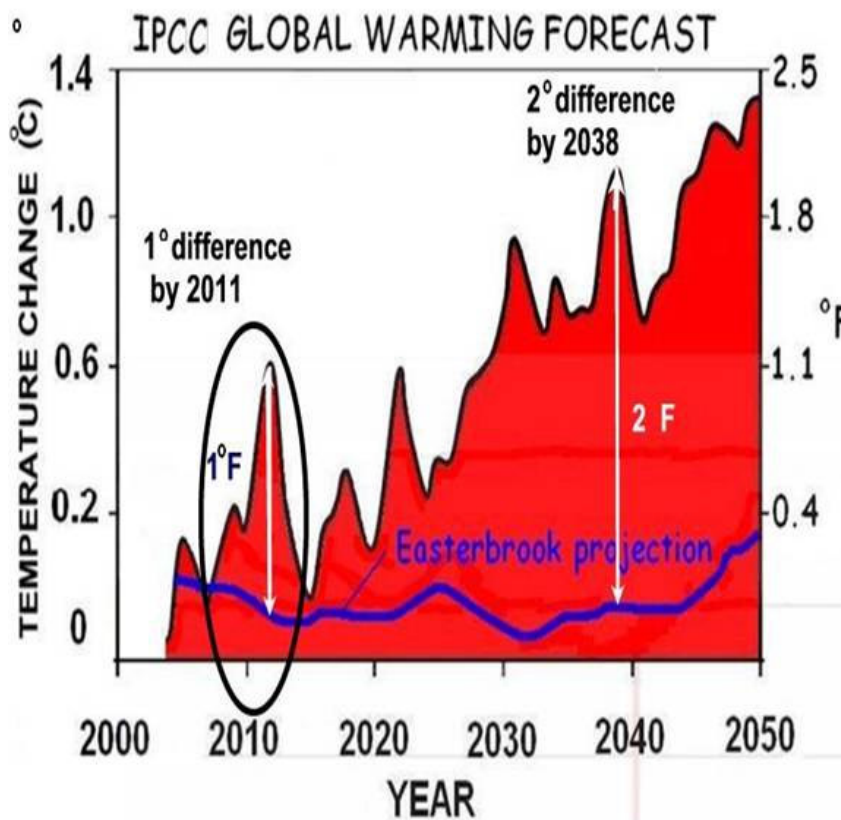
Lessons:

- humans produce only 3.5% of all CO₂ emissions in the air
- CO₂ comprises only 0.038% of the atmosphere
- There is zero, if not negative or inverse relationship, between world temperature and CO₂ emission.

Dr. Don Easterbrook, Professor of Geology at Western Washington University (next 5 slides)

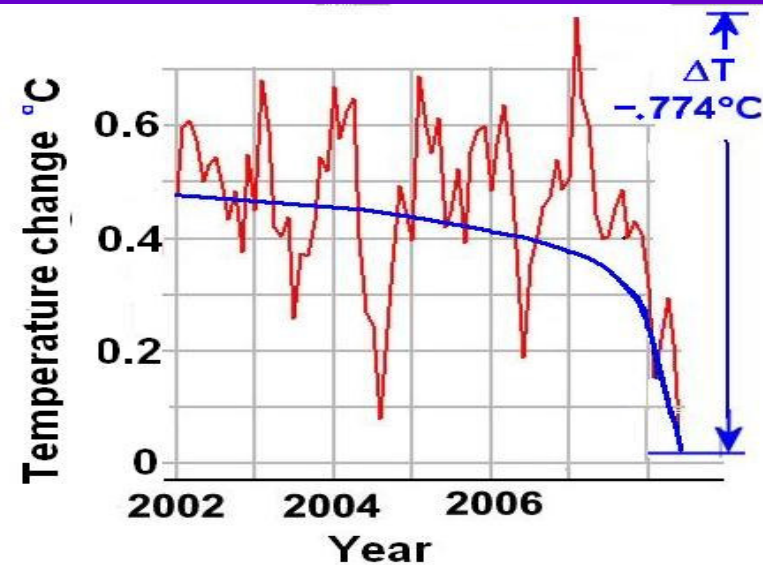
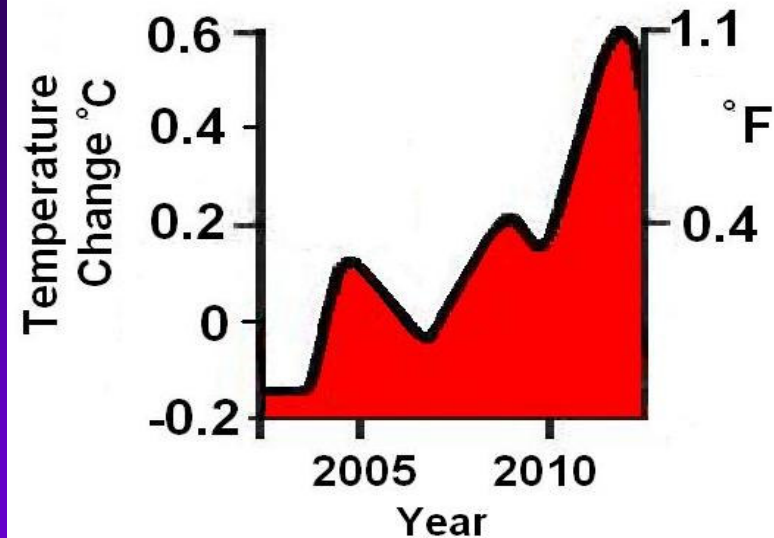


IPCC predicts 1°F increase in global temp by 2011 and up to 10 °F by 2100, but no warming since 1998 and 1°F cooling this year was the largest global temp change ever recorded

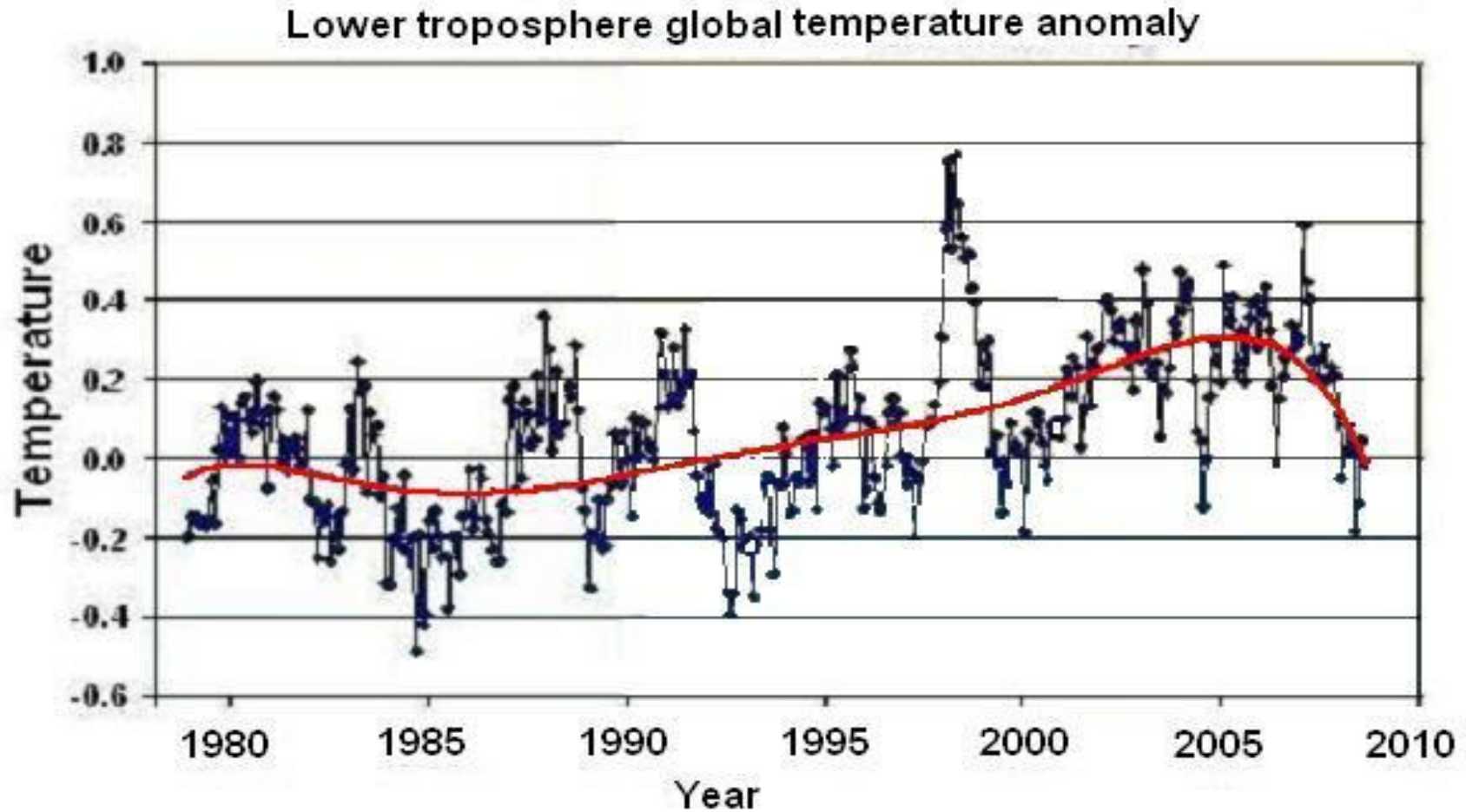


**IPCC predicted
1°F warming
per decade**

**Global climate
has cooled
since 1998**



THE CLIMATE IS COOLING, NOT WARMING



What does this global cooling mean?

- ❖ Continuation of ongoing 10-yr cooling trend and 500 yr climate pattern.
- ❖ Follows ocean SST patterns exactly.
- ❖ IPCC model predictions were badly wrong
- ❖ Shows that 'global warming' is over.
- ❖ CO₂ did *not* cause 'global warming.'



Minnesota, April, 2008

His Conclusions:

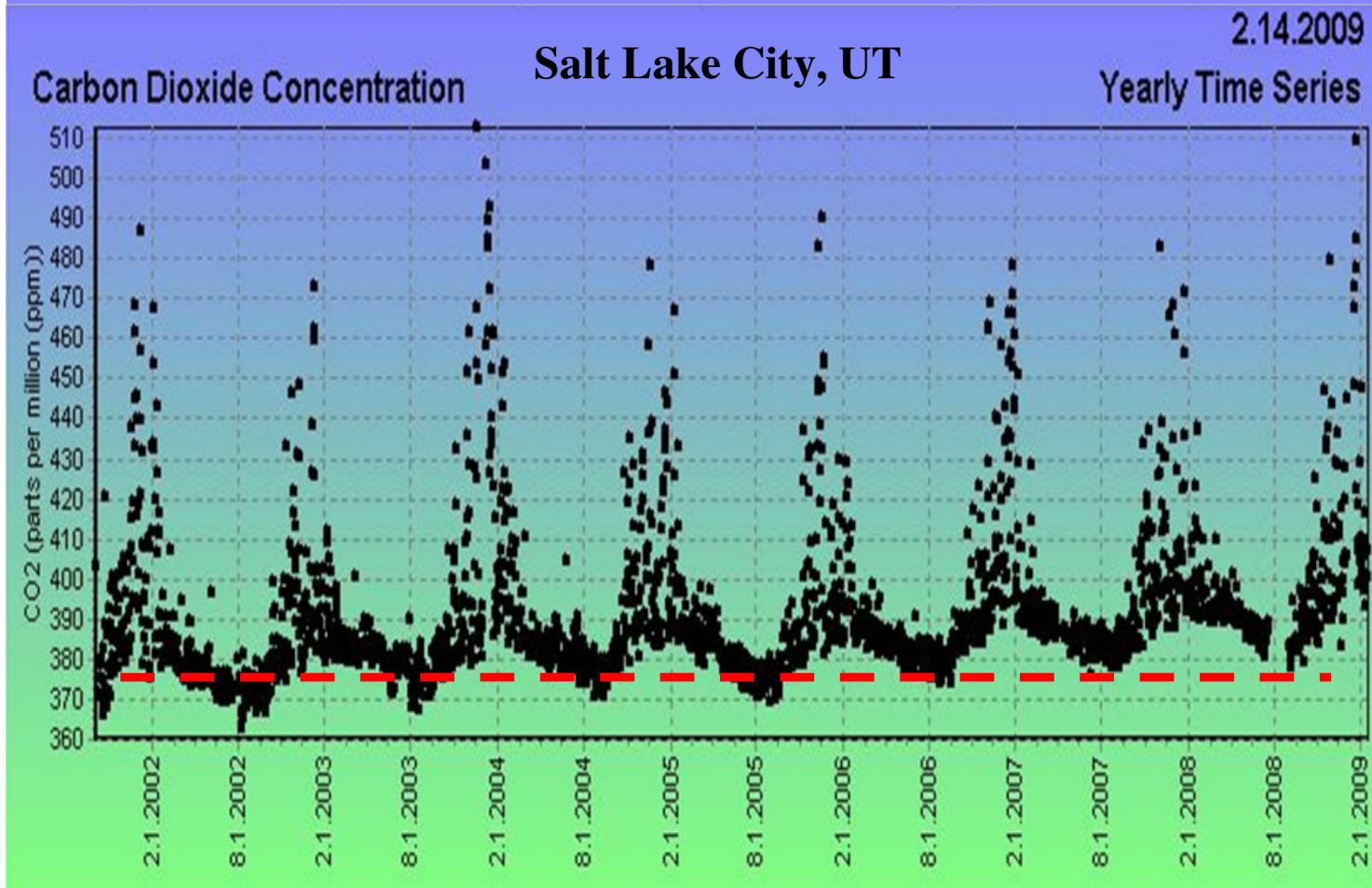
- No correlation between CO₂ and global warming in the past.
- Half of the warming in the past century occurred before CO₂ began to rise sharply.
- For 30 years after CO₂ began to soar, global cooling occurred, rather than warming.
- Of the 25 past periods of global warming, only the last one (the past 30 years) corresponds to rising CO₂
- 96% of global warming periods in the past 500 years have no correlation with CO₂

Implications:

- Global warming is over—expect 30 years of global cooling, perhaps severe (2-5°F).
- Atmospheric CO₂ is not the cause of global warming. Reducing emissions is important, but spending trillions of dollars will not change global climate.
- Beginning this year, global cooling will cause crop failures and serious food shortages.
- Cooling will increase energy demands, especially in high latitude regions.
- Drought areas should experience some relief.

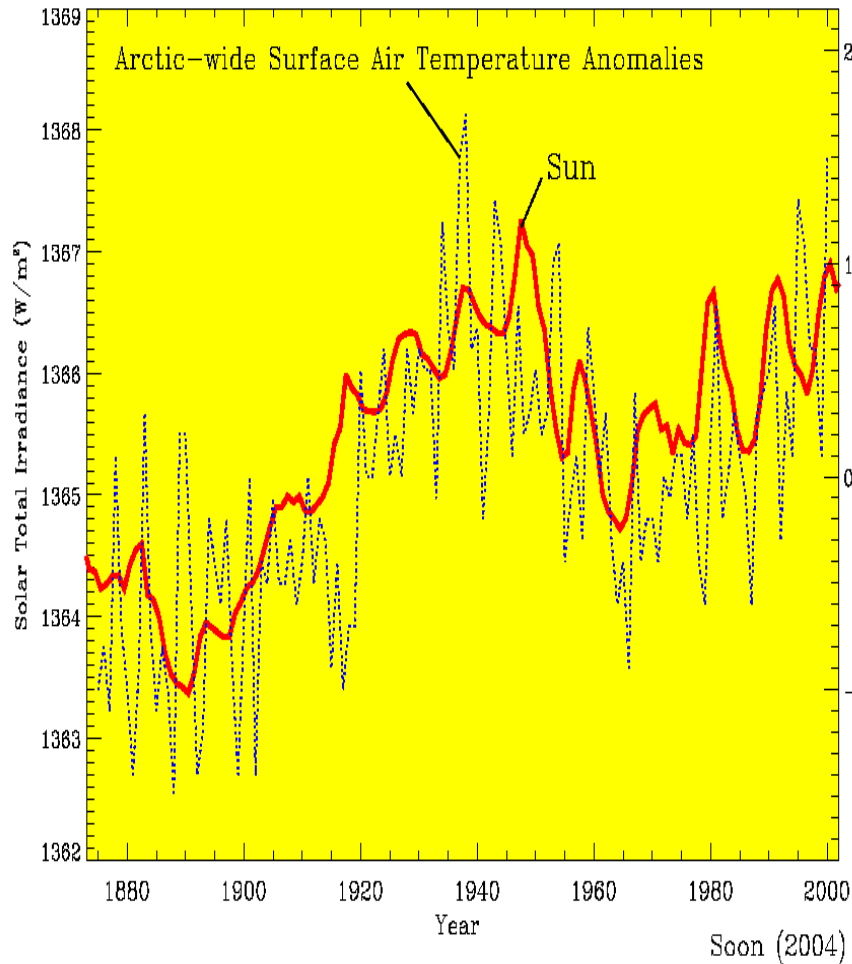
Dr. Willie Soon, astrophysicist and geoscientist, Harvard-Smithsonian Center for Astrophysics (next 4 slides)

Extremely high CO₂ levels during winter at SLC!

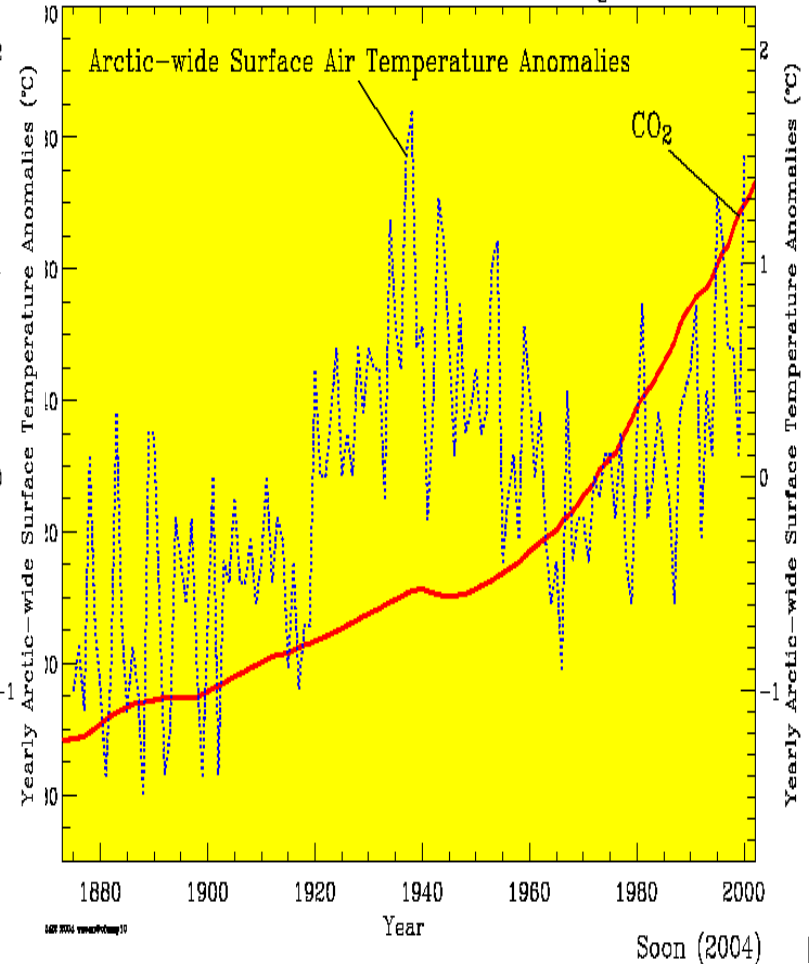


The Sun is more likely **the dominant driver** of the recorded Arctic temperature variations

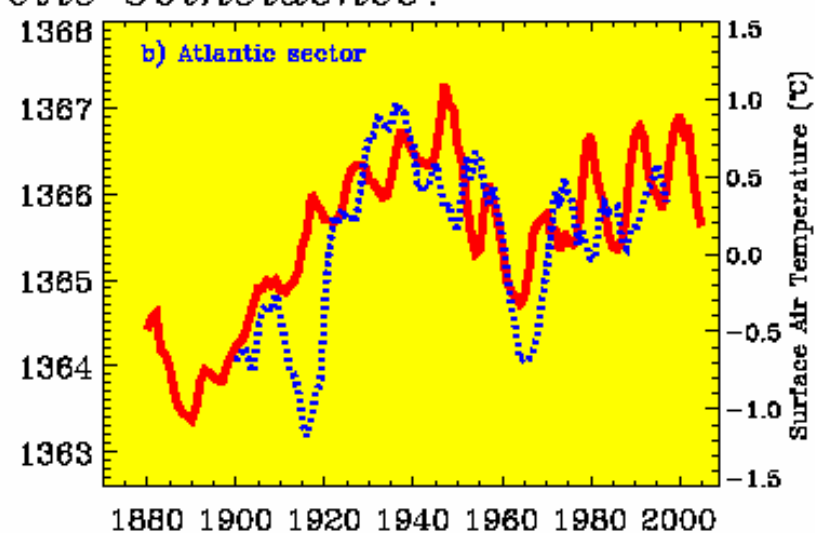
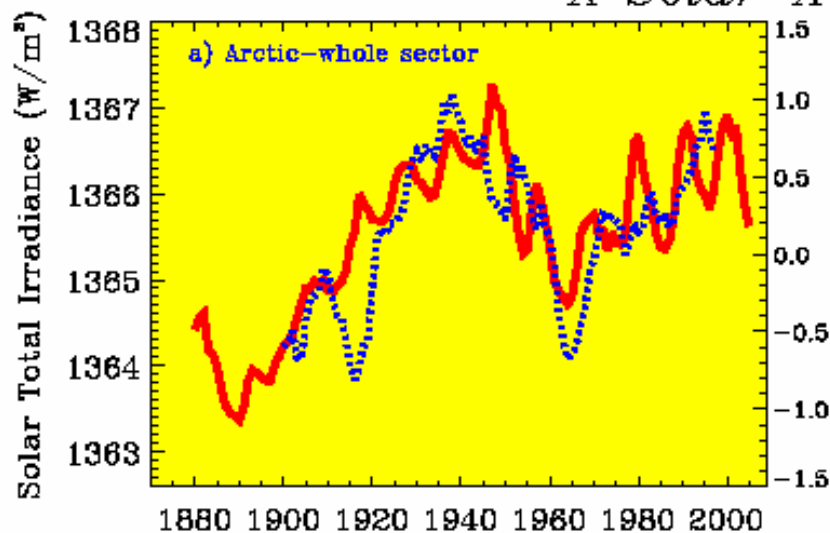
A Sun-Climate Coincidence?



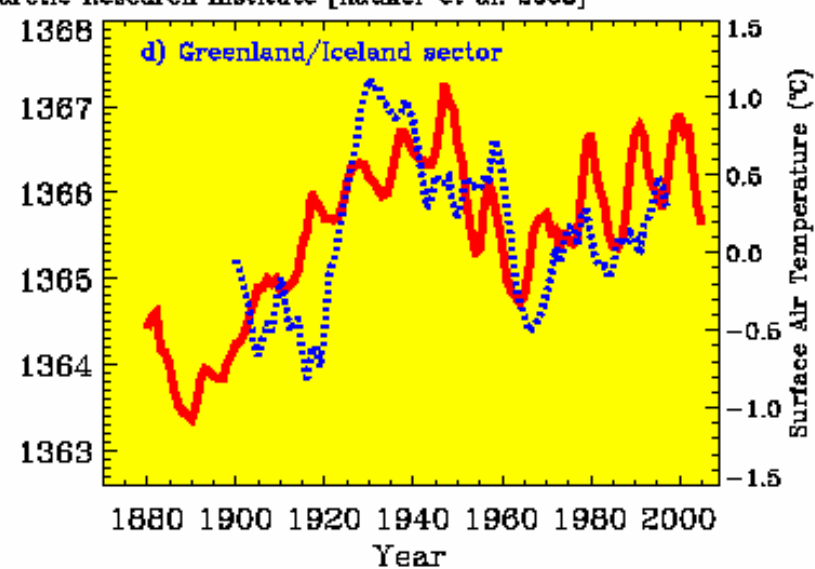
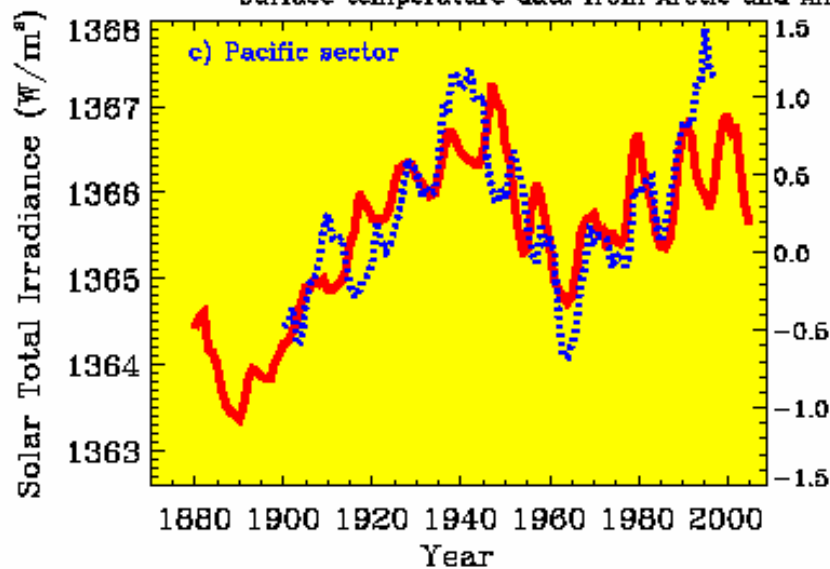
A CO₂-Caused Arctic Warming?



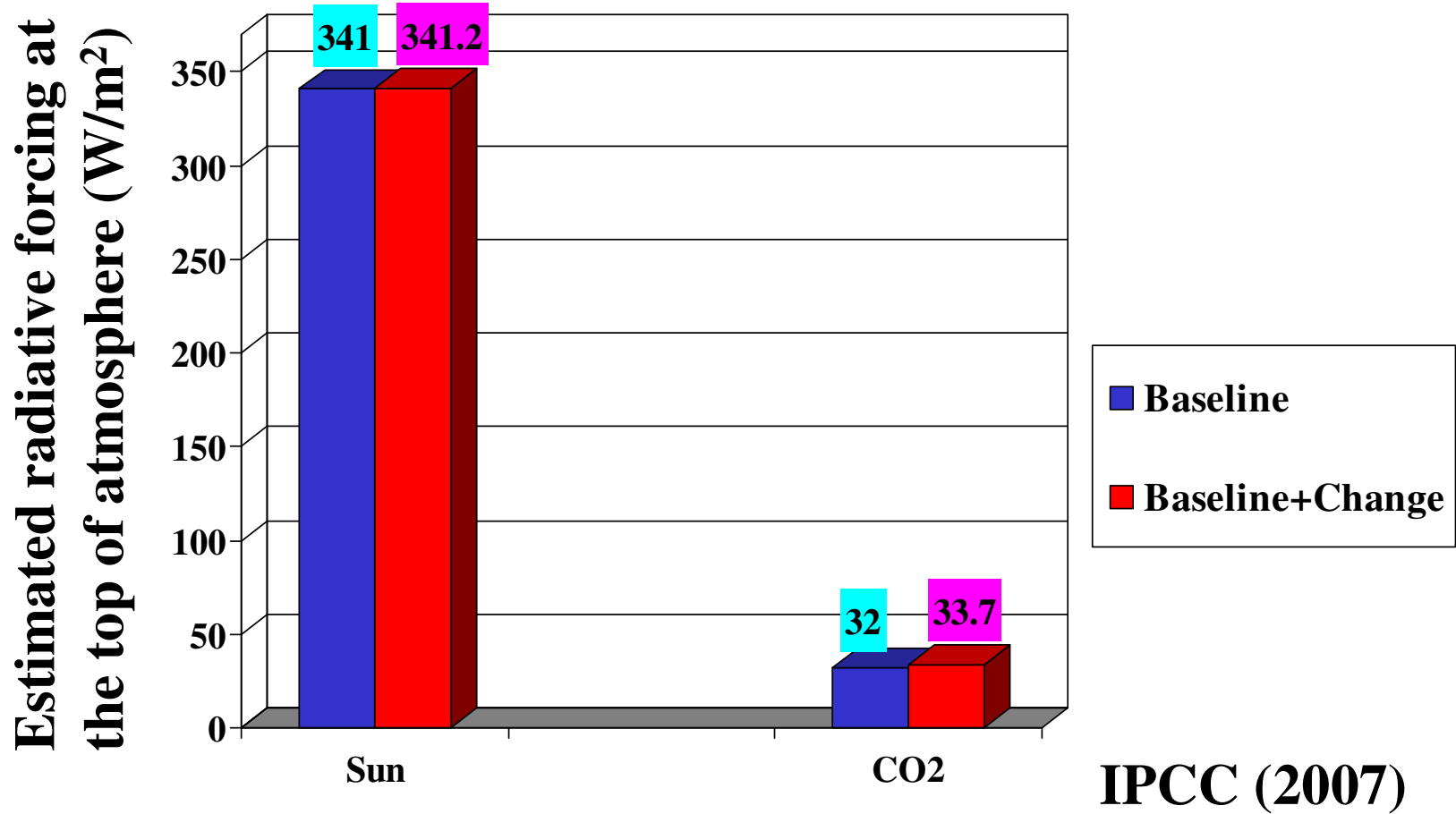
A Solar-Arctic Coincidence?



Surface temperature data from Arctic and Antarctic Research Institute [Kauker et al. 2008]



**Solar versus CO₂ radiative forcings over the past 150 years:
Why the Sun is a more important climate driver!**



Lessons:

- Inefficient carbon sink explain for the high levels of CO₂ during winter, during nighttime.
- There is almost perfect fit between Arctic and global temperature and solar activities.
- But there is little or insignificant fit between temperature and CO₂ emission

Dr. Piers Corbyn, Astrophysicst, and head of weatheraction.com (next 5 slides)



WEATHER ACTION
LONG RANGE WEATHER FORECASTERS

**What Does & Doesn't drive Climate
One X and you are out!**



WEATHER ACTION
LONG RANGE WEATHER FORECASTERS

Evidence => Candidate	Temps 1975 to 2000 (smoothed)	Temps last 100 or 1k or 10k yrs	Temps last 25k yrs	22 yr signal in world temps	✓ = might explain X = doesn't work
CO2	✓	X	X*	X	* This shows that on v long time scales CO2 is driven BY temps
(Extra solar) Cosmic Rays (avoid confusion with solar muons etc)	✓	✓	✓	X	NB Total Energy flux of solar particles ~300 times Cosmic rays.
Light variations in solar cycle	✓?	✓?	✓?	X	Light variations in solar cycle less important than solar magnetic (but UV is important)
Solar Activity & MAGNETIC Link/modulation	✓	✓	✓	✓	ALSO (SWT) has predictive powers 12 months ahead

Why GW is renamed Climate Change

The theory of 'Global warming' holds that Man's CO₂ causes Global Warming and this causes other Climate Change and extremes.

CO₂ → Global Warming → Climate Change

We have heard a lot about weather extremes & 'Climate Change'

Since 1998 CO₂ has gone up *but World Temperatures have gone down.*

ALL subsequent years* have been colder than 1998

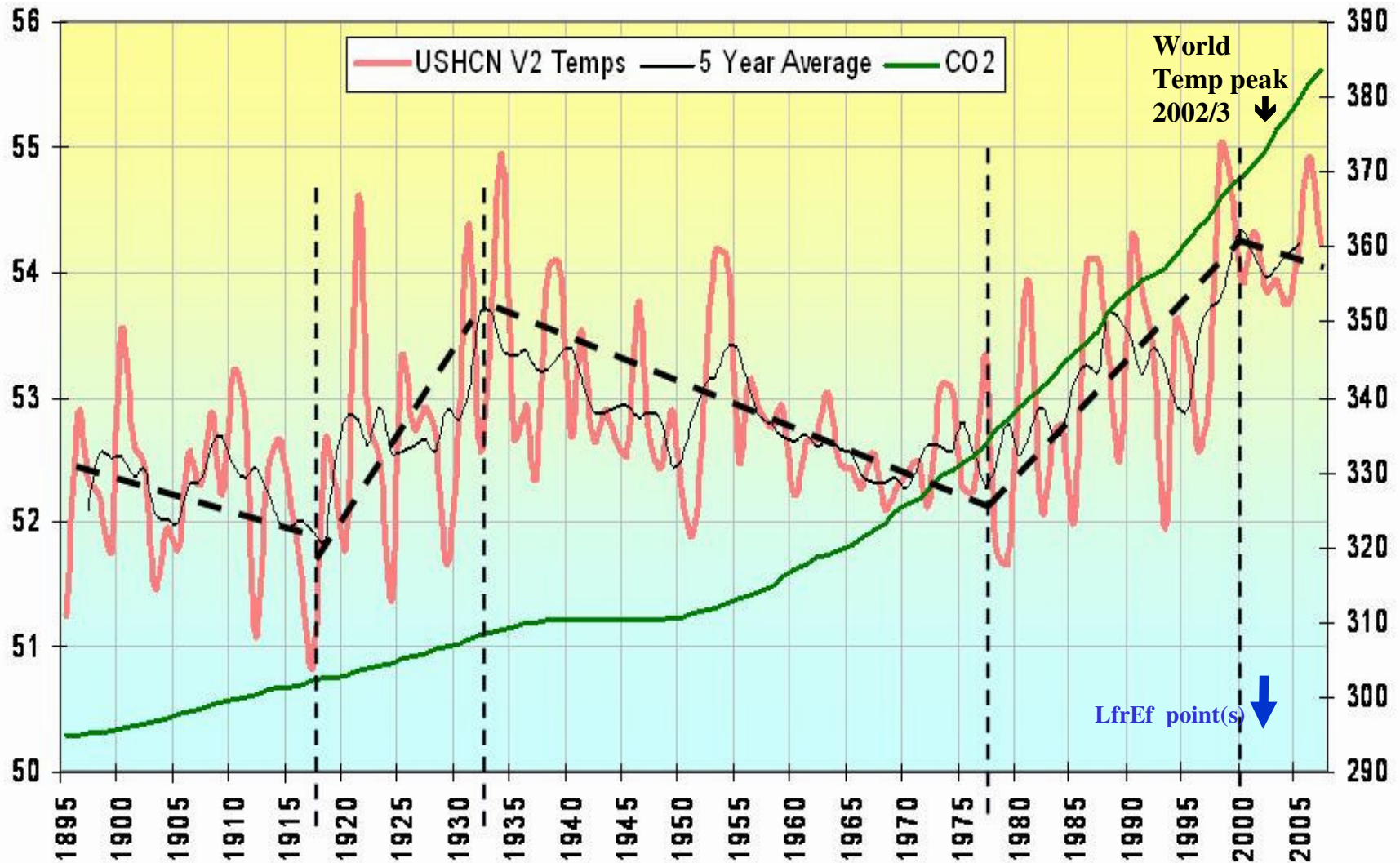
Or In terms of two year moving averages the peak was 2002/3

*From Official estimates of world temperatures:

<http://www.cru.uea.ac.uk/cru/data/temperature/hadcrut3vgl.txt>

So we see claimed extra effects – 'Climate Change' - without extra temperature rise to cause them !!!

Temperatures (USA) & CO2 1895 to 2008



- Official data - Graph by JD'Aleo Sept 2008 Circulated by Piers Corbyn www.weatheraction.com

Where will world temperatures go?

CO2 - No effect

Solar -Lunar magnetic modulation – Minimum around **2030-32** probably similar to late 1970s levels.

Magnetic Hale cycle The 22yr peaks of world temps are at Odd max + 2 years (ie around 2002/03). The Temp minima are at Even max plus 2 (for cycle 24, max = 2013+2=2015). At such times Geomagnetic activity & WORLD temperatures are OPOSITELY correlated. So although there are some early forecasts of generally low activity in Solar cycle 24 (eg SSN about 85) these will NOT have a significant reducing effect on world temperatures. The important thing will be more detail especially of linkage and weather EVENTS *and the next Odd cycle*.

'Slow' Sun-Earth changes such as a 'Maunder' type 'little ice age' minimum. This is a **serious possibility inferred by recent lack of solar activity** but yet neither ruled out nor in. For such the next ODD sunspot cycle (cycle 25, commencing around 2019 peak 2024 **end 2030**) is critical.

CONCLUSION General cooling to 2030 (& poss beyond) reaching 1970 levels or below. The possibility of getting much colder by then or by 2040 – to below 1910 levels is not ruled out and can probably be estimated with further theoretical research and one more year of solar observation.

What to do? – 3 point plan

1. Enjoy life! Enjoy the planet! Don't feel guilty about 'carbon footprints'.
CO2 is the Gas Of Life (GOL)! More GOL increases the bounteousness of plant & animal life.
Stop real smoke and chemical pollution – GOL (CO2) IS NOT A POLLUTANT.

**2. Recognise Man cannot change Climate Change!
The Problem is Climate Change POLICY.**

'Climate Science' lacks integrity. Science is not driving policy. It's the other way round! **Climate Change 'science' is driven by those who benefit from Climate Change Policy.** Act on the **Charter for Climate Truth:**

Prove and predict. Basic standards of science should be applied in Climate science and any theory of Climate Change must be tested against available recorded data and testable specific predictions made.

Naming & Shaming. Scientists or journalists who make baseless claims or false statements on Climate and weather should be 'named and shamed'.

3. Get rid of 'Green Spivs' - Call politicians to account.

'Justify it or drop it'. If they cannot justify a claim they must drop the policy.

Write to them – challenge them in meetings.....

Support Honest green policies for biodiversity & defending nature.

Scrap Climate Change / anti GOL ('Green') taxes and policies.

End their world burden - of high energy prices and food price rises and starvation caused by biofuels.

Support the world economy not the green scam – which is the of new bubble of FALSE VALUE. The climate hype industry are a burden on the world economy & make billions from carbon trading, windfarms & other green scams, nuclear power, & holding back world development.

General conclusions

- The science of “anthropogenic GW” is not there, it is not supported by data. On the contrary, solar activities explain for global temperature changes.
- Since the scientific basis is not there, then the public policies associated with climate alarmism – cap and trade, high or increasing taxes on coal and petrol products, strict environmental regulations, etc. – are without basis too.

General conclusions (2)

- At home, CC bureaucracies are expanding: a former Senator who previously has no position in the current administration has become a “Presidential Adviser on CC”, LGUs also create their own CC Task Forces
- Vested political and business interests capitalized on ethanol moves, they’ve put up huge ethanol conversion plants in selected provinces
- How to “save the planet” from CC? Practically, do nothing!

Further Inquiries:

- Heartland Institute,
<http://www.heartland.org/events/NewYork09/proceedings.html>
- Civil Society Coalition on Climate Change (CSCCC, www.cscgcc.info)
- www.minimalgovernment.net

Thank you!